



The **Series 1500** is LSI's line of labelers specifically designed for wrap around labeling of products such as bottles, vials, or cans. The **Series 1500** is designed to work with any of LSI's standard labeling heads such as the Series 40 Apply Only Labeling Head and Series 20 Print & Apply Labeling Head. The **Series 1500** includes such features as:

- Rigid mounting of the labeling head(s) for high accuracy labeling
- Bright LCD digital display, easy to read, simple menus, remote mounting available
- PLC Controls - flexible, I/O expansion kit upgrade optional
- Infeed Systems such as the SW Spacer Wheel or Dual Spacer Belts
- Re-settable product and label counters
- 50 recipe storage locations, for easy set-up and repeatable product change over
- Auto Teach label sensing
- Easy thread nip roller latch, for quicker roll changes
- Heavy duty aluminum plate and stainless steel construction, designed for 24 x 7 duty
- Available in Right or Left Hand Configurations
- Thermal Transfer or Hot Stamp Date/Lot Coding
- Remote Display Mounting

Optional Bar Code Reader can be installed on the labeler

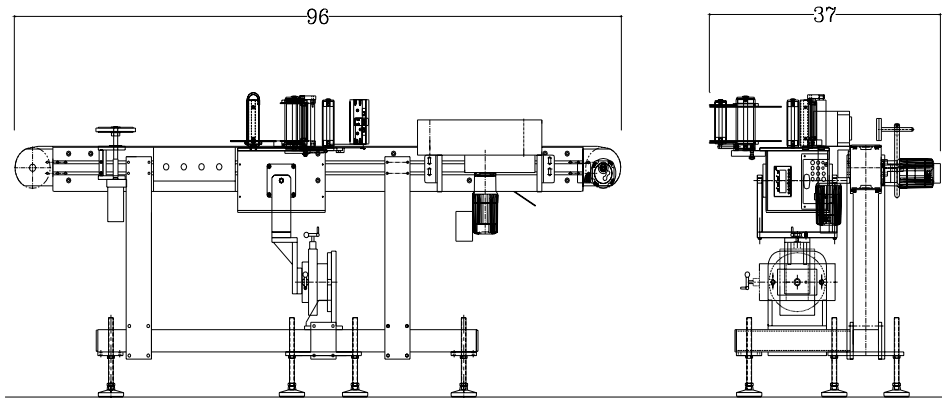


Labeling Systems Inc.




32 Spruce Street
Oakland, NJ 07436
Tel: (201) 405-0767
Fax: (201) 405-1179

Email: LSI@LabelingSystems.com
www.labelingsystems.com


Specifications



Performance	
Speed	up to 120 per minute
Accuracy	+/- 1/32
Product Specifications	
Type	Straight sided bottle, vials, can or other cylinder type
Diameter	1/2" min to 8" max
Height	1" min to 14" max
Label Specifications	
Roll Size	12" O.D. on 3" core
Material	Film or paper
Infeed Options	
Type	Spacer Wheel, Dual Spacer Belts, Infeed Screw
Conveyor	
Type	Aluminum plate – delrin chain
Avail. Lengths	5.5', 8.0', 10.0'
Widths	3", 4.5", 6"
Heights +/- 2"	28", 32", 36", 40", 44"
System Frame and Head Mounting	
Type	Fully integrated aluminum/steel frame, leveling pads std. and castors optional
Utility Requirements	
Electrical	115v 60 cyl 10 amp
Air	None (some options may require air)

Labeling Head Options	
Series 30 Apply Only Stepper motor drive with a 5" wide web capacity	
Series 40 Apply Only Stepper motor drive with 5" or 7" wide web capacity. PLC controls and self teaching label sensor are std.	
Series 20 Print & Apply Available with any OEM print engine. PLC controls are std.	

The labeler can be reconfigured for panel labeling with the addition of the Top Hold Down module



LSI
Labeling Systems Inc.
 32 Spruce Street
 Oakland, NJ 07436
 Tel: (201) 405-0767
 Fax: (201) 405-1179
 www.labelingsystems.com
 Email: LSI@LabelingSystems.com

SERIES 1500