


Series 1600

VERSATILE ► DURABLE ► RELIABLE



The **Series 1600** is LSI's line of labelers specifically designed for Front and Back Labeling of products such as square or rectangular bottles, F-Style bottles, buckets, spray bottles, cylindrical bottles or cans. The **Series 1600** is designed to work with any of LSI's standard labeling heads such as the Series 40 Apply Only Labeling Head and Series 20 Print & Apply Labeling Head. The **Series 1600** includes such features as:

- Rigid mounting of the labeling head(s) for high accuracy labeling
- Bright LCD digital display, easy to read, simple menus, remote mounting available
- PLC Controls - flexible, I/O expansion kit upgrade optional
- Infeed Systems such as the Model SW Spacer Wheel or Model SB Dual Spacer Belts
- Product Alignment Systems such as the CA Product Aligner where no change parts are required
- Re-settable product and label counters
- Recipe storage locations, for easy set-up and repeatable product change over
- Auto Teach Label Sensing
- Heavy duty aluminum plate and stainless steel construction, designed for 24 x 7 duty
- Available in Right or Left Hand Configurations
- Thermal Transfer or Hot Stamp Date/Lot Coding
- Remote Display Mounting



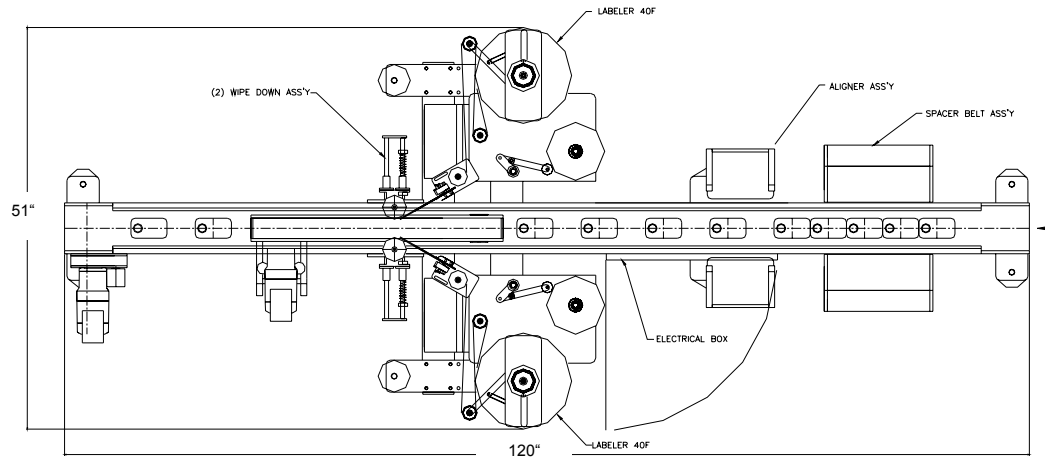
Optional Bar Code Reader can be installed on the labeling head or conveyor

**Labeling Systems Inc.**

32 Spruce Street
Oakland, NJ 07436
Tel: (201) 405-0767
Fax: (201) 405-1179
Email: LSI@LabelingSystems.com
www.labelingsystems.com




Specifications



Performance	
Speed	up to 200 per minute
Accuracy	+/- 1/32
Product Specifications	
Type	Oval or rectangular bottles (straight or tapered), cylinders (straight or tapered), chipboard cartons
Width	1/2" min to 8" max
Height	1" min to 14" max
Label Specifications	
Roll Size	12" O.D. on 3" core
Material	Film or paper
Infeed and Product Alignment Options	
Type	Spacer Wheel, Dual Spacer Belts, Product Aligner, Infeed Screw
Conveyor	
Type	Aluminum plate – delrin chain
Avail. Lengths	8.0', 10.0', 12.0'
Widths	3", 4.5", 6"
Heights +/- 2"	28", 32", 36", 40", 44"
System Frame and Head Mounting	
Type	Fully integrated aluminum/steel frame, leveling pads std. and castors optional
Utility Requirements	
Electrical	115v 60 cycle 10 amp
Air	None (some options may require air)

Labeling Head Options	
<p>Series 30 Apply Only Stepper motor drive with a 5" wide web capacity. Up to 400"/min dispense speed. PLC controls and self teaching label sensor are std.</p>	
<p>Series 40 Apply Only Stepper motor drive with 5" or 7" wide web capacity. Up to 1200"/min dispense speed. PLC controls and self teaching label sensor are std.</p>	
<p>Series 20 Print & Apply Available with any OEM print engine. PLC controls are std.</p>	

The labeler can be reconfigured for wrap labeling of rectangular or round bottles with the addition of the Wrap Station Module



LSI
Labeling Systems Inc.
 32 Spruce Street
 Oakland, NJ 07436
 Tel: (201) 405-0767
 Fax: (201) 405-1179
 www.labelingsystems.com
 Email: LSI@LabelingSystems.com