

# Diamond Heat Tunnels


High performance bottom circulated shrink tunnels

*PackagingIntelligence*



# Diamond Heat Tunnels

High performance bottom circulated shrink tunnels



### Features:

- Reduced energy consumption by double layered isolation room
- Bottom embedded heat chamber and fan system
- Perfectly dissipated heat inside via adjustable flaps and channels
- Conveying speed control to optimize heat treatment duration
- Instant switching from PE to POF by chain lift-up system (T45 & T60 only)
- Automatic cool down to 70°C before switch off

- Easy to integrate with all types of packaging machines directly
- Equipped with caster wheels & brakes, easy to re-position in facility
- PID controlled accurate heat adjustment
- Circulation fan speed control to optimize air flow rate
- Long lasting covered tunnel conveyor spindles
- Color: Metallic Dark Gray (RAL Code: Customized Mixture)

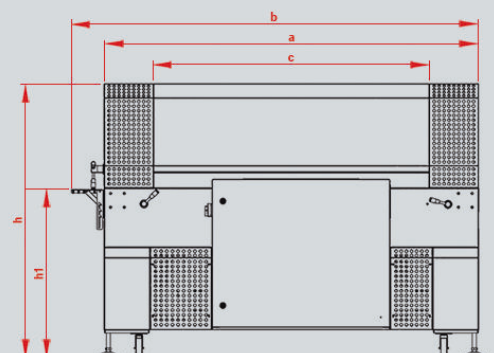
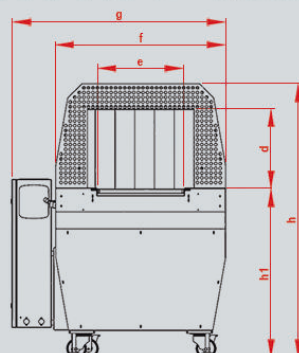
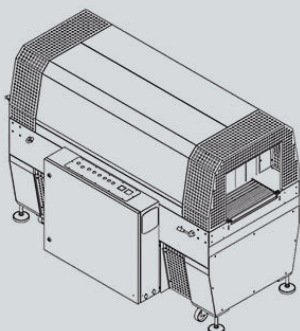
DIAMOND TUNNEL SERIES													
Series	Dimensions (mm / inches)									Energy Cons. Max / Averg.	Power Supply 400V, 3ph	Weight	
	a	b	c	d	e	f	g	h1	h			Net	CRATED
<b>Regular Size Single Cabin Tunnels</b>													
<b>T45 - 1400</b>	1900mm 75"	2065mm 81"	1400mm 55"	250mm 10"	450mm 18"	860mm 34"	1065mm 42"	860mm 34"	1340mm 53"	18kW / 10kW	26 A	600 kg 1323 lb	655 kg 1444 lb
<b>T60 - 1400</b>	1900mm 75"	2065mm 81"	1400mm 55"	250mm 10"	600mm 24"	1000mm 39"	1190mm 47"	860mm 34"	1340mm 53"	21kW / 12kW	32 A	750 kg 1653 lb	820 kg 1808 lb
<b>T80 - 1700</b>	2200mm 87"	2365mm 93"	1700mm 67"	400mm 16"	800mm 31"	1200mm 47"	1390mm 55"	860mm 34"	1490mm 59"	34kW / 19kW	51 A	910 kg 2006 lb	1000 kg 2205 lb
<b>T100 - 1700</b>	2200mm 87"	2365mm 93"	1700mm 67"	400mm 16"	1000mm 39"	1400mm 55"	1590mm 63"	860mm 34"	1490mm 59"	35kW / 20kW	52 A	1100 kg 2425 lb	1210 kg 2668 lb
<b>T120 - 1700</b>	2200mm 87"	2365mm 93"	1700mm 67"	400mm 16"	1200mm 47"	1600mm 63"	1790mm 70"	860mm 34"	1490mm 59"	36kW / 20kW	52 A	1350 kg 2976 lb	1490 kg 3285 lb
<b>T150 - 1700</b>	2200mm 87"	2365mm 93"	1700mm 67"	400mm 16"	1500mm 59"	1900mm 75"	2090mm 82"	860mm 34"	1490mm 59"	43kW / 24kW	63 A	1600 kg 3527 lb	1770 kg 3902 lb
<b>Extended Long Chamber Tunnels</b>													
<b>T45 - 2100</b>	2600mm 102"	2765mm 109"	2100mm 83"	250mm 10"	450mm 18"	860mm 34"	1065mm 39"	860mm 34"	1340mm 53"	28kW / 15kW	42 A	860 kg 1896 lb	945 kg 2083 lb
<b>T60 - 2100</b>	2600mm 102"	2765mm 109"	2100mm 83"	250mm 10"	600mm 24"	1000mm 39"	1190mm 47"	860mm 34"	1340mm 53"	35kW / 19kW	51 A	1000 kg 2205 lb	1110 kg 2447 lb
<b>Double Chamber Tunnels</b>													
<b>T45 - 2800</b>	3300mm 130"	3465mm 136"	2800mm 110"	250mm 10"	450mm 18"	860mm 34"	1065mm 39"	860mm 34"	1340mm 53"	35kW / 19kW	51 A	1040 kg 2293 lb	1160 kg 2557 lb
<b>T60 - 2800</b>	3300mm 130"	3465mm 136"	2800mm 110"	250mm 10"	600mm 24"	1000mm 39"	1190mm 47"	860mm 34"	1340mm 53"	43kW / 24kW	63 A	1200 kg 2646 lb	1360 kg 2998 lb
<b>T80 - 2800</b>	3300mm 130"	3465mm 136"	2800mm 110"	400mm 16"	800mm 31"	1200mm 47"	1390mm 55"	860mm 34"	1490mm 59"	52kW / 28kW	76 A	1450 kg 3197 lb	1650 kg 3638 lb
<b>T100 - 2800</b>	3300mm 130"	3465mm 136"	2800mm 110"	400mm 16"	1000mm 39"	1400mm 55"	1590mm 63"	860mm 34"	1490mm 59"	70kW / 39kW	102 A	1700 kg 3748 lb	1950 kg 4299 lb
<b>T120 - 2800</b>	3300mm 130"	3465mm 136"	2800mm 110"	400mm 16"	1200mm 47"	1600mm 63"	1790mm 70"	860mm 34"	1490mm 59"	70kW / 39kW	102 A	1950 kg 4299 lb	2240 kg 4938 lb
<b>T150 - 2800</b>	3300mm 130"	3465mm 136"	2800mm 110"	400mm 16"	1500mm 59"	1900mm 75"	2090mm 82"	860mm 34"	1490mm 59"	109kW 59kW	162 A	2200 kg 4850 lb	2530 kg 5578 lb

### Optional:

- Alternative conveyor types: Wire Mesh, Teflon Mesh, Plastic Mesh
- Higher chamber and frame designs are available
- Ironing Rollers at discharge for side smoothing of PE wrapped package
- PE Cooling Fan at discharge for fast cool-down of PE wrapped package
- Exhaust gas hood can be applied if required by application
- Stainless steel versions are available for wet/moist working environment
- Recordable heat and speed via touch panel controller

### Safety Measures:

- At the infeed and discharge points of the tunnels metal protection shields are applied to avoid human contact to high temperature surfaces.
- Conveyors stop automatically during jams to avoid further problems.
- Against high temperature or fire risk, in case of the stop of the conveyor or fan circulation, the heaters are isolated automatically.
- Tunnel fan have been protected with mesh guards and operator hands can not be contacted.



R2 EN